
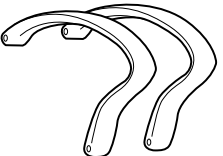
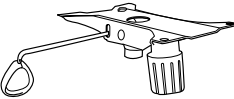



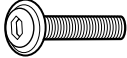
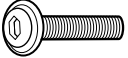


Instructivo de Armado Sillón ejecutivo Valentina A/B

<p>Respaldo (1 pza)</p> 	<p>Brazos (2 pzas)</p> 	<p>Mec. ejecutivo (1 pza)</p> 
<p>Base Nylon 26 pulgadas (1 pza)</p> 	<p>Pistón ejecutivo (1 pza)</p> 	<p>Cubre pistón (1 pza)</p> 
<p>Tornillo m6 x 25 mm (4 pzas)</p>  <p>(A)</p>	<p>Tornillo m8 x 40 mm (4 pzas)</p>  <p>(B)</p>	<p>Rodaja (5 pzas)</p> 