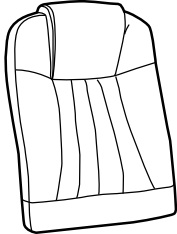

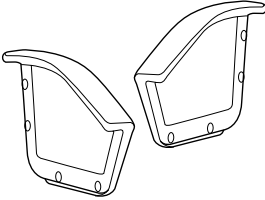
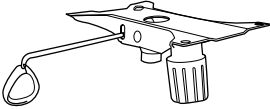


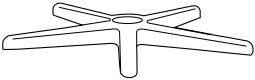
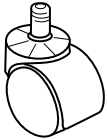
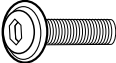
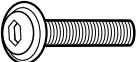



Instructivo de Armado Sillón Ejecutivo Pablo/Piero Alto



Sillas ADS

www.sillasads.mx

<p>Respaldo (1 pza)</p> 	<p>Asiento (1 pza)</p> 	<p>Brazo (2 pzas, lqz. y der.)</p> 
<p>Mecanismo Ejecutivo (1 pza)</p> 	<p>Piston ejecutivo (1 pza)</p> 	<p>Cubre Pistón (1 pza)</p> 
<p>Base Polipropileno (1 pza)</p> 	<p>Rodaja (5 pzas)</p> 	<p>Tornillo 6m x 20 mm (4 pzas)</p>  <p>(A)</p>
<p>Tornillo 6m x 25mm (8 pza)</p>  <p>(B)</p>	<p>Llave Allen 3/16" (1 pza)</p> 	<p>Tapón cubre-tornillo (8 pzas)</p> 