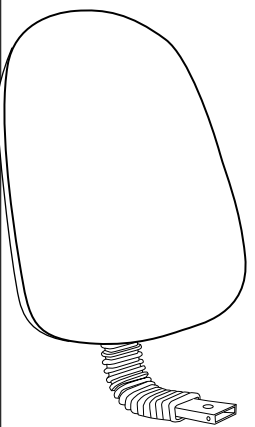

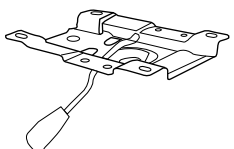

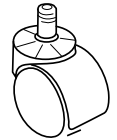
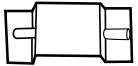
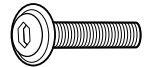
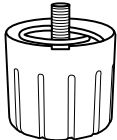


Instructivo de Armado Silla Secretarial Robi

<p>Respaldo (1 pza)</p> 	<p>Asiento (1 pza)</p> 	<p>Mecanismo fijo (1 pza)</p> 
<p>Base Nylon (1 pza)</p> 	<p>Rodaja (5 pzas)</p> 	<p>Placa plana (1 pza)</p> 
<p>Tornillo M6 x 25 mm (4 pzas) Asiento (B)</p> <p>Tornillo M6 x 20 mm (4 pzas) Respaldo (A)</p> 	<p>Perilla de ajuste (1 pza)</p> 	<p>Nota importante: La tornilleria puede variar dependiendo la que se envíe de fabrica en el paquete, las rondanas son opcionales, dependiendo el tornillo que venga de fabrica para el ensamblado.</p>

