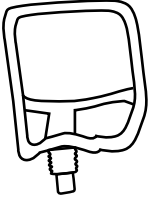

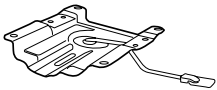
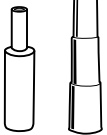


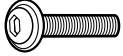
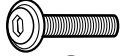



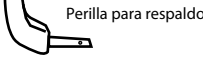
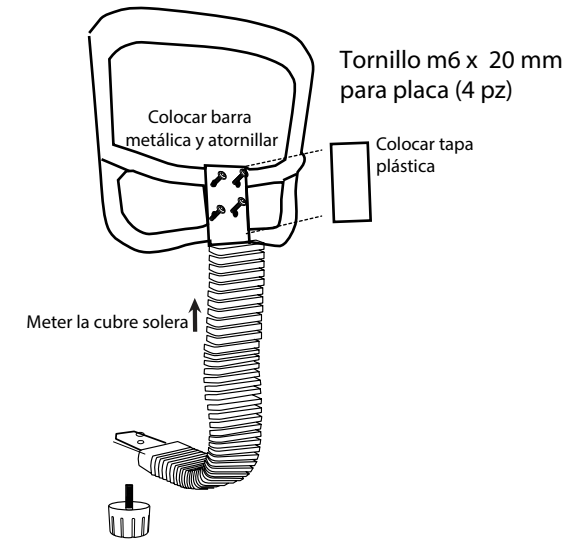
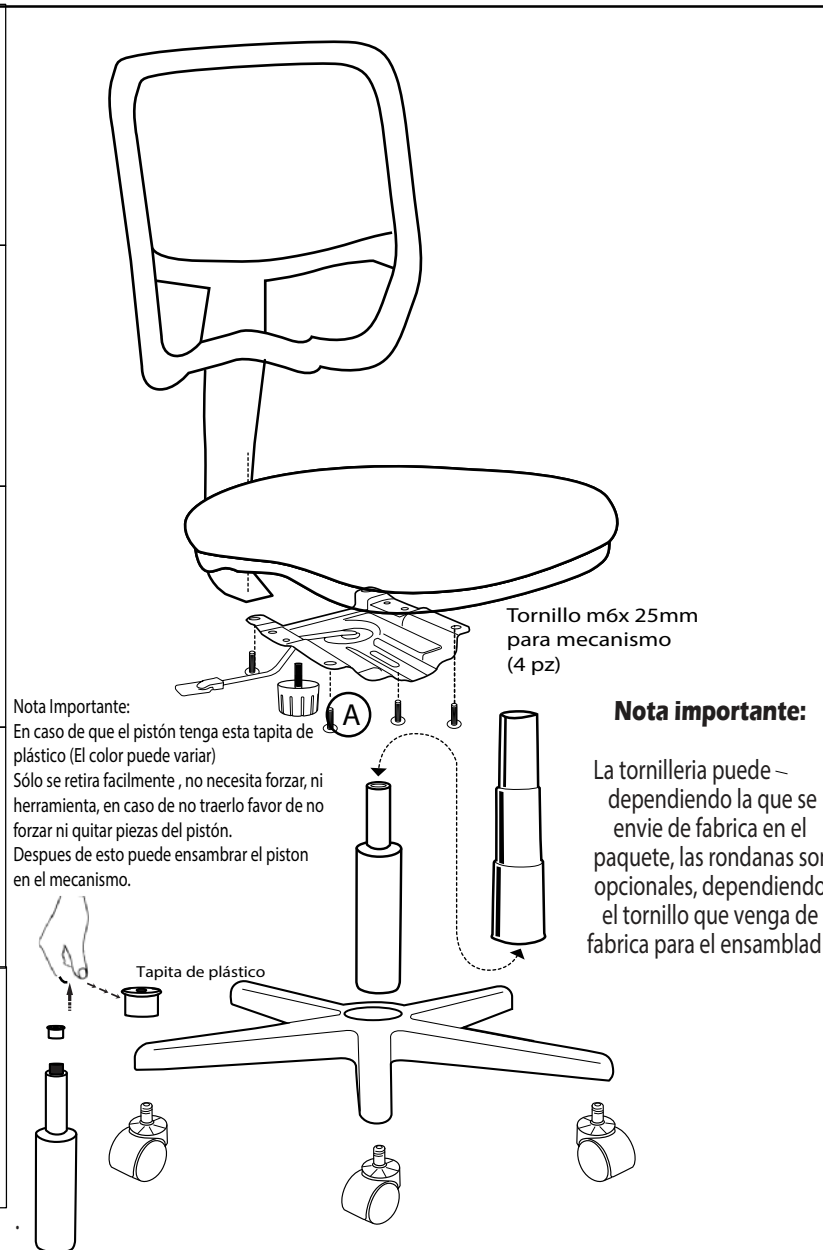


Instructivo de Armado Silla Secretarial Nemo



Respaldo (1 pza) 	Asiento (1 pza) 
Mecanismo (1 pza) 	Pistón (1 pza) Cupi (1 pza) 
Base Nylon (1 pza) 	Rodaja (5 pzas) 
Tornillo m6 x 20 mm para placa (4 pzas) 	Tornillo m6 x 25 mm para mecanismo (4 pzas) 
Solera metálica (1 pza) 	Tapa plástica (1 pza) 
	Cubre solera (1 pza) 
	Perilla para respaldo 



Nota importante:
 La tornillería puede – dependiendo la que se envíe de fábrica en el paquete, las rondanas son opcionales, dependiendo el tornillo que venga de fábrica para el ensamblado