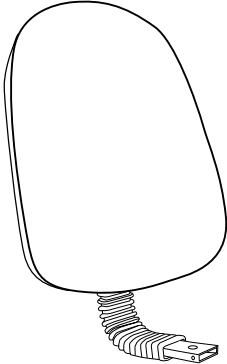

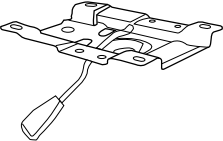
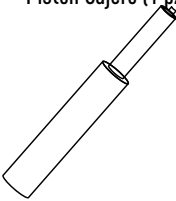

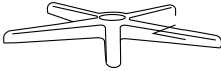
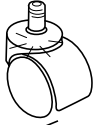


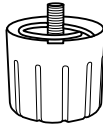
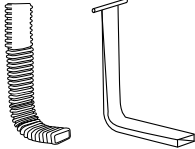


# Instructivo de Armado Silla Cajera Rex/ Romina

<b>Respaldo (1 pza)</b> 	<b>Asiento (1 pza)</b> 	<b>Mecanismo fijo (1 pza)</b> 
	<b>Pistón Cajero (1 pza)</b> 	<b>Aro de Nylon (1 pza)</b> 
<b>Base Polipropileno (1 pza)</b> 	<b>Rodaja (5 pzas)</b> 	<b>Placa plana (1 pza)</b> 
<b>Tornillo M6 x 25 mm (4 pzas) Asiento</b> <b>B</b> 	<b>Perilla de ajuste (1 pza)</b> 	<b>Gusano (1 pza)</b> <b>Barra (1 pza)</b> 
<b>Tornillo M6 x 20 mm (4 pzas) Respaldo</b> <b>A</b> 